



TRACELINK UNIVERSITY

Home
Resources
TraceLink University

Get Started Designing on the Opus Platform With Opus Anthem

The Opus Platform's Design Guidelines and Conventions



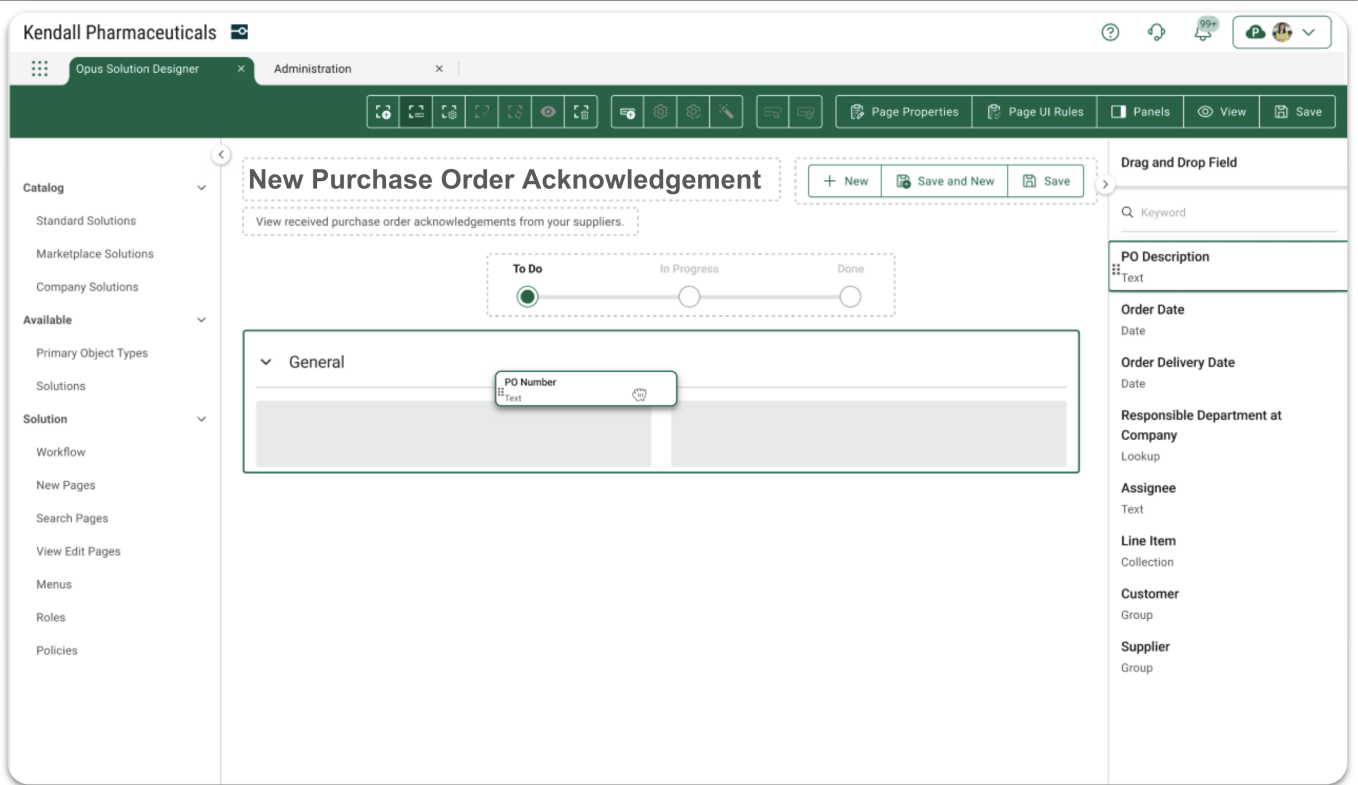
Before You Begin

To effectively address your complex business challenges, it is essential to grasp the core principles and fundamentals of both the TraceLink Network and the Opus Platform. The fusing of a no-code platform with the world's largest supply chain network will empower you to confidently design and implement supply chain solutions specific to you and the needs of your trade partners.

- **Opus No-Code Fundamentals** - Understand how our no-code platform enables you to rapidly create complex supply chain solutions without technical overhead and costly resources. Our platform provides secure, flexible, scalable, and easy-to-use capabilities that empower you to get robust solutions delivered on time and in full.



Anthem Design System



Anthem is TraceLink's design system that establishes platform-wide design conventions to help you create and configure your solutions to meet your users' and business's needs. The Anthem Design System defines how to use the essential framework, grid, styling, components, and patterns needed to design UIs, menus, and more on the Opus Platform. This ensures consistency across all solution experiences, regardless of whether the solution is provided by TraceLink, TraceLink customers, TraceLink clients, or a Solution Partner, who builds and configures solutions on the Opus Platform. Our goal is to empower users with a platform that emphasizes expediency, flexibility, consistency, and innovation.

This information is intended for anyone creating a solution with the Opus Solution Environment (OSE). Users of OSE, known as Solution Designers, should follow these best practices and principles to deliver quality experiences across all solutions on the Opus Platform.

Our design principles are focused on object-driven no-code products for enterprise and multienterprise use cases. These principles serve as the foundation for how to think about configuring business objects, workflows, menus, UIs, roles, policies,

and notifications while guiding all of us in delivering effective solutions to complex problems for years to come. Welcome to a new era of no-code configuration, where your business needs are met with speed, precision, and creativity.

Expediency

In today's fast-paced business environment, time is of the essence. Our platform is designed to streamline processes, enabling rapid configuration and deployment. We've shortened the time it takes from having an idea (concept) to seeing it on the screen (implementation), so you can quickly revise and iterate on your own.

Flexibility

No 2 businesses are alike, and our platform reflects this by offering configurable and adaptable design options. Whether you need a simple out-of-the-box solution or a more complex solution tailored to a particular problem, our system is designed to scale and evolve with your needs.

Consistency

A unified and predictable user experience (UX) enables productivity and user success. Our design conventions ensure that the experience is reliable and cohesive, regardless of the configurations or the user. This consistency helps maintain a seamless experience across different environments, products, and use cases.

Innovation

We are committed to continuously improving and staying ahead of industry trends. Our platform is unique in that it taps into the power of the TraceLink Network, which drives innovation across vast supply chain challenges. The Opus Platform not only supports current needs but also anticipates future demands. We encourage companies to push the boundaries of no-code solutions, fostering a culture of creativity and forward-thinking.

Continue Learning Anthem Design Fundamentals

To start designing with OSE, you can explore the related resources below.

Related Content



Transforming Supply Chain Orchestrations With Opus Solution Environment (OSE)

The Opus Solution Environment (OSE) empowers organizations to rapidly adapt and innovate by allowing Opus Solution Designers, regardless of coding skills, to create robust solutions without code, while also supporting advanced configurations with JavaScript for greater flexibility.


[View More](#)



Define and Design Your Opus Solution With the Triple Diamond Design Process

OSE simplifies the creation of business objects, workflows, and menus, but the Triple Diamond Design Process ensures that your solutions are aligned with user and business needs, preventing misalignment and ensuring relevance.

[View More](#)



Define and Design Workflows

This guidance outlines essential practices for designing effective workflows that enhance efficiency and flexibility in business processes, focusing on primary objects to help Opus Solution Designers create impactful solutions.

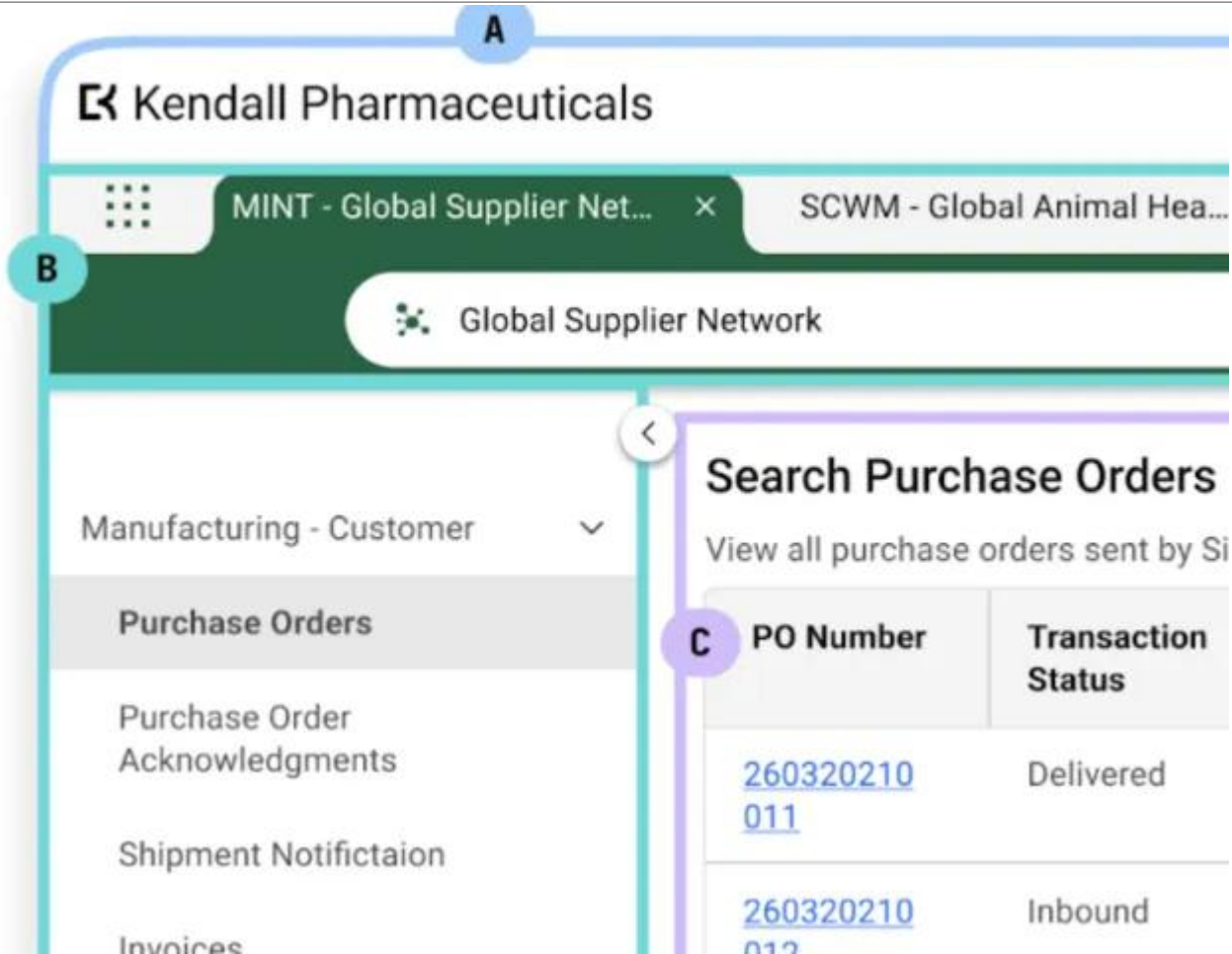
[View More](#)



Design Considerations With Roles and Policies

User access in a solution is managed through permissions, roles, and policies: permissions define specific actions, roles group these permissions for streamlined access, and policies enforce the logic that determines what users can do, ensuring data protection and security compliance.

[View More](#)



Opus Ensemble Patterns

Enabling Opus Solution Designers to understand Ensemble patterns, which includes luser context, settings, and browser-style navigation for streamlined access.

View More

The screenshot displays the 'Kendall Pharmaceuticals' interface within the 'Global Supplier Network'. The top navigation bar includes tabs for 'MINT - Global Supplier Net...', 'SCWM - Global Animal Hea...', and 'Settings'. Below this, the 'Global Supplier Network' section is visible. On the left, a sidebar menu under 'Manufacturing - Customer' lists various options, with 'Purchase Orders' highlighted in a grey box and circled in orange. A blue line connects this menu item to the main content area. The main content area is titled 'Search Purchase Orders' and contains the text 'View all purchase orders sent by Silva Pharmacy to suppliers.' Below this is a table with columns for 'PO Number', 'Transaction Status', and 'St'. The table lists several purchase orders with their respective PO numbers and statuses.

PO Number	Transaction Status	St
260320210011	Delivered	Al
260320210012	Inbound	GI
260320210017	Delivered	Al
260320210024	Inbound	Al
260320210057	Delivered	GI
260320210089	Delivered	Al

Understanding Page Types within the Opus Solution Environment (OSE)

Page types enable Solution Designers to efficiently create user-friendly pages using a drag-and-drop interface, allowing them to organize information for optimal usability.

View More