



TRACELINK UNIVERSITY

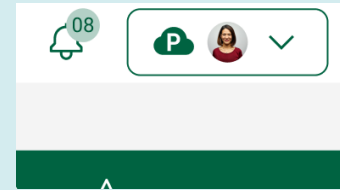
Home

Resources

TraceLink University

Introducing Opus Ensemble

TraceLink's First Next-Generation Solution

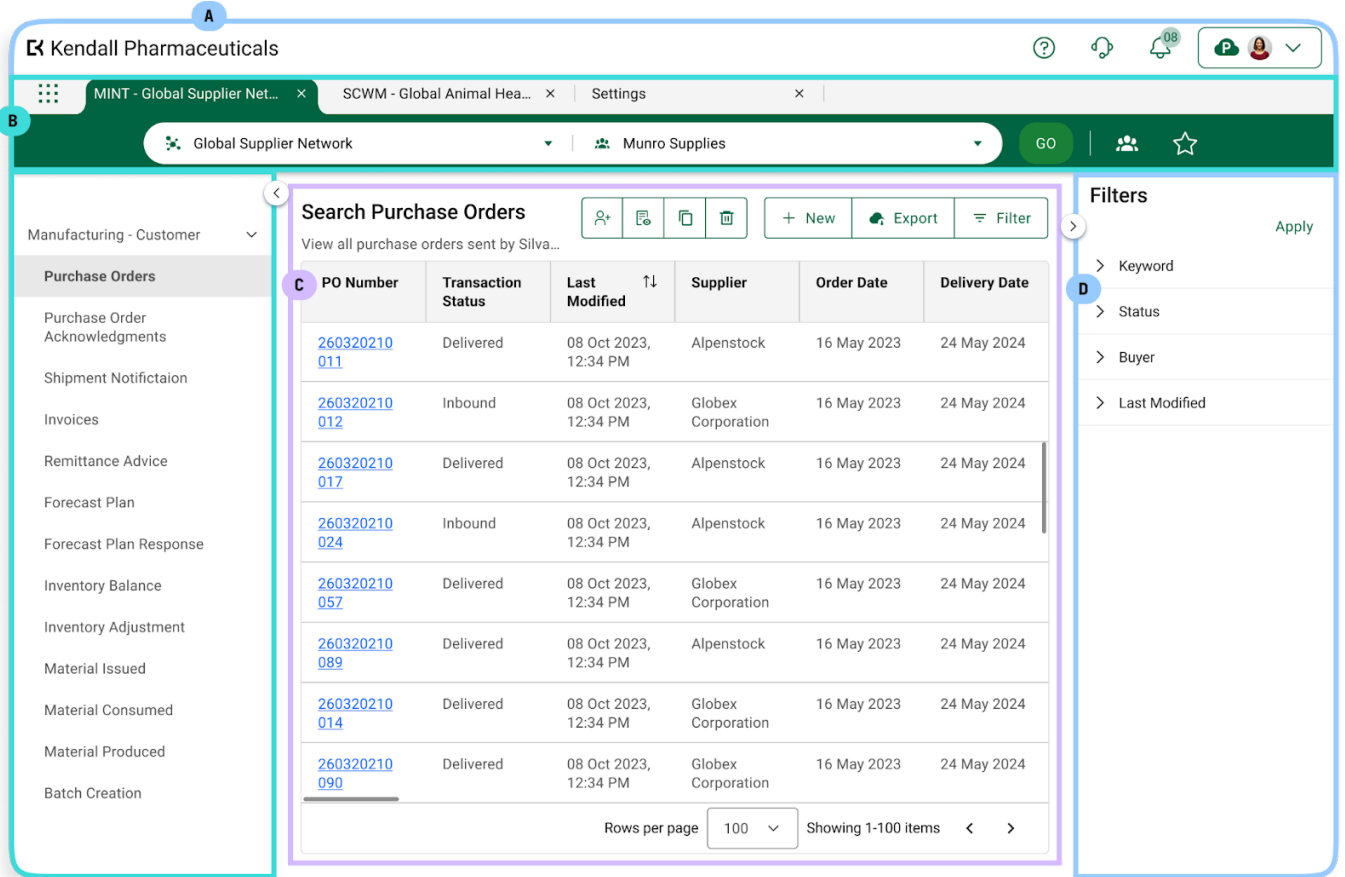


Opus Ensemble: The Next Evolution in Multienterprise Collaboration



TraceLink is introducing Opus Ensemble, our first next-generation solution on the Opus Platform. Opus Ensemble is TraceLink's global user experience designed to revolutionize how users interact with our platform. Opus Ensemble seamlessly integrates user context, personalized settings, powerful navigation, and company-specific context, providing instant access to notifications, help, support, and everything you need to do your job efficiently. With intuitive, browser-like tabs paired with TraceLink's unique network navigation system, Opus Ensemble offers a streamlined and efficient user journey.

Explore TraceLink's Next-Generation Experience



Explore the comprehensive Opus user experience (UX) through the following key areas:

A - User Context: Prominently placed at the top, ensuring users always have their bearings. This fixed area provides a reliable and familiar interaction journey.

B - Navigation: Clearly guides users to their desired solution, network, or business object, facilitating easy content exploration while enabling parallel work through tabs.


C - Main Content Area: Provides a rich, interactive space for effortless engagement, whether consuming or collaborating.

D - Toolbar and Push Panel: Provides convenient access to key actions.

Core Features of Opus Ensemble

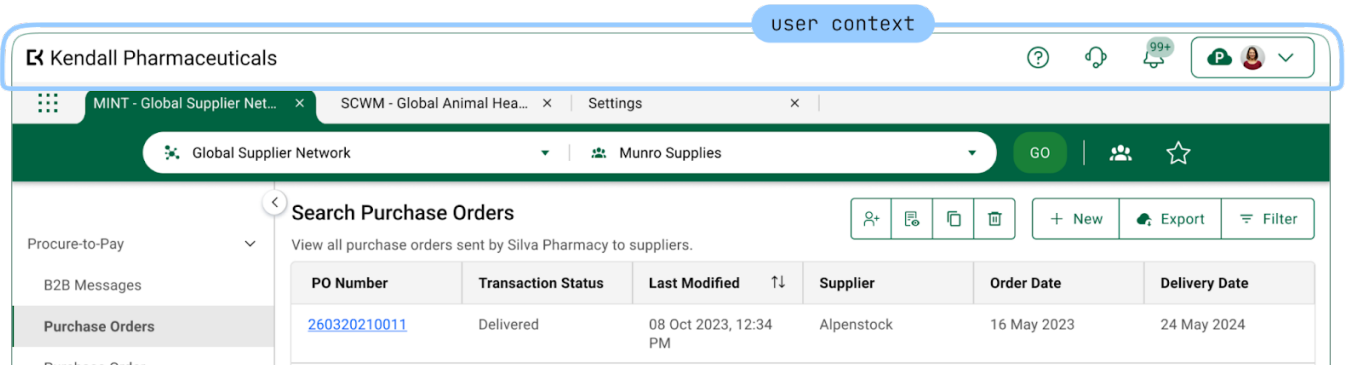
One Destination for All TraceLink Solutions

www.opus.tracelink.com is your one-stop destination for all TraceLink solutions.



See TraceLink's newest login experience.

Centralized and “Sticky” User Context



A user's key information and support resources are always available.

- **Quick-Click TraceLink Account Switcher** – Easily change your environment and account.
- **Proximity To Help and Support** – Access support and documentation from any screen.

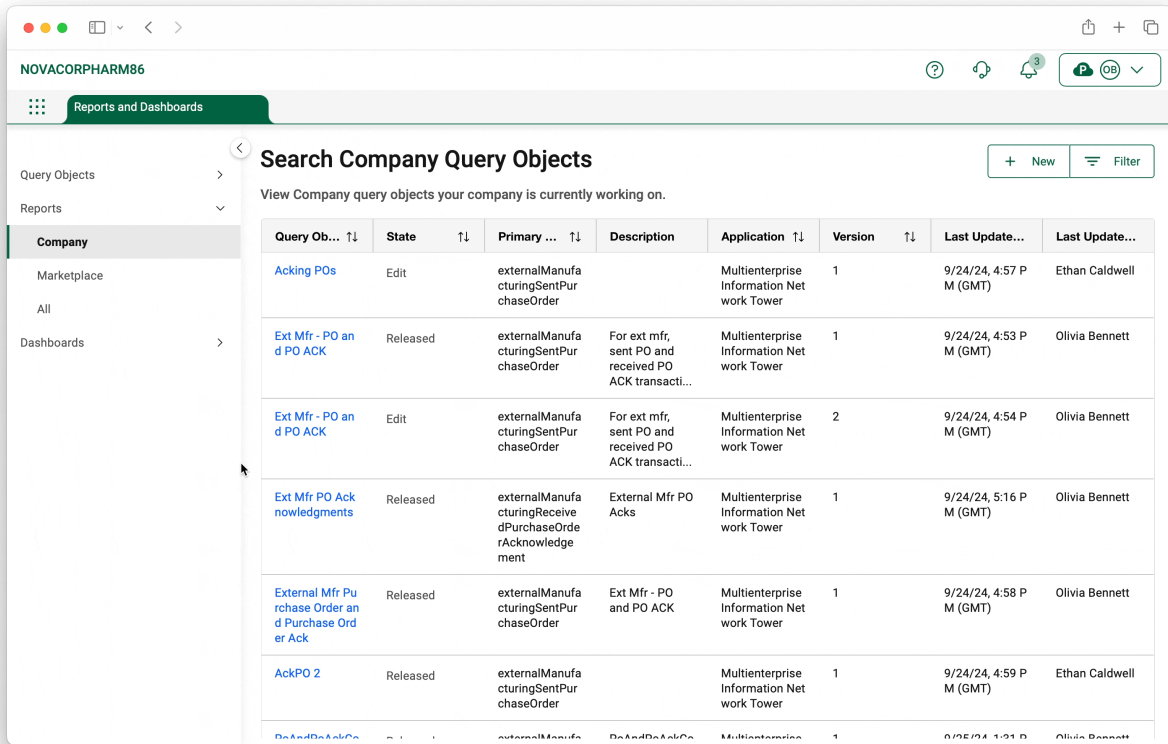
- **Personalized Experience** - See company information in the top-left corner.
- **Streamlined UI Notifications** - Collaborate more effectively with one-click access to notifications.

Enhanced Navigation

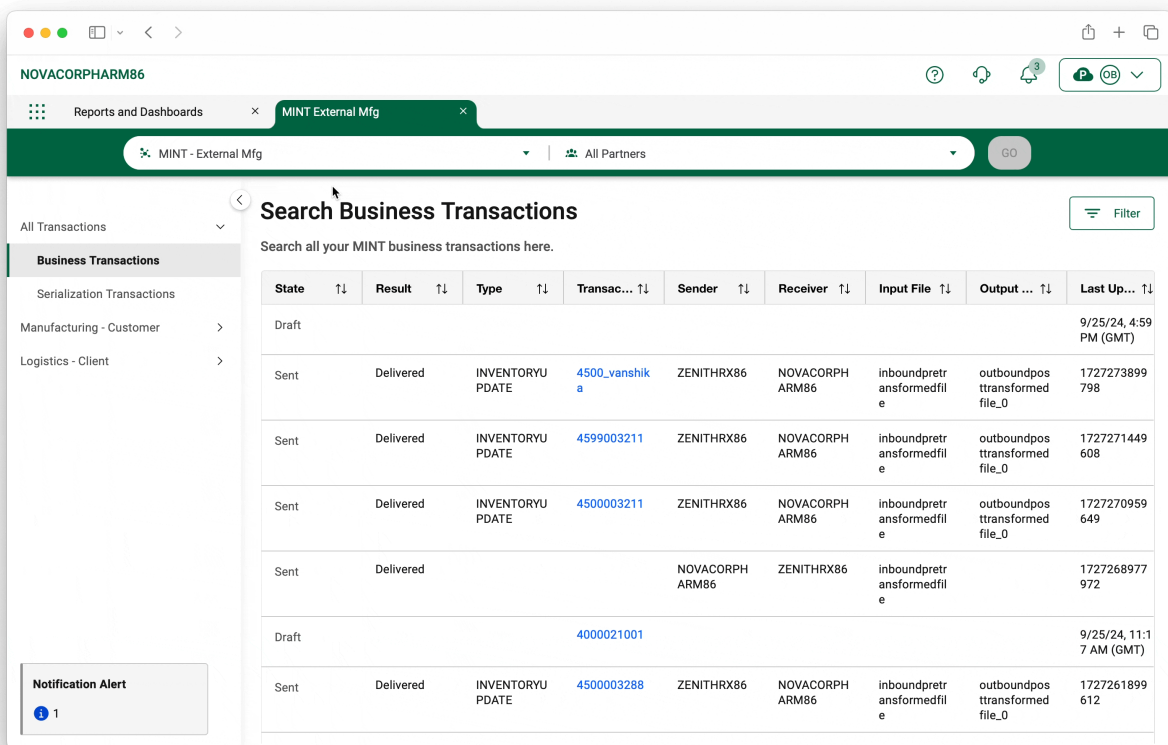
- **Introduction of Tabs** - Browser-like tabs enable users to work in multiple solutions simultaneously, vastly improving productivity and reducing the number of clicks needed to validate actions. Tabs will persist even after you log out and log back in again. This multitasking capability ensures a smoother, more efficient work experience.

Tip: When you log out, keep your most frequently used tabs open so you don't have to reopen them each time you log in. Additionally, you can open multiple tabs for one product and perform different tasks in parallel.

- **Network Navigation Enhancements** - With your company information always visible in the top-left corner, Opus Ensemble delivers a cleaner and more intelligent navigation experience. The simplified network navigation displays your customer-defined network name and Partner name when working in a multienterprise context (e.g. MINT), while reserving vertical real estate in your enterprise solutions (e.g. Administration, Master Data) where the network navigation will not display. Regardless of the solution type, all processes are moved to the side menu for increased visibility and faster access.



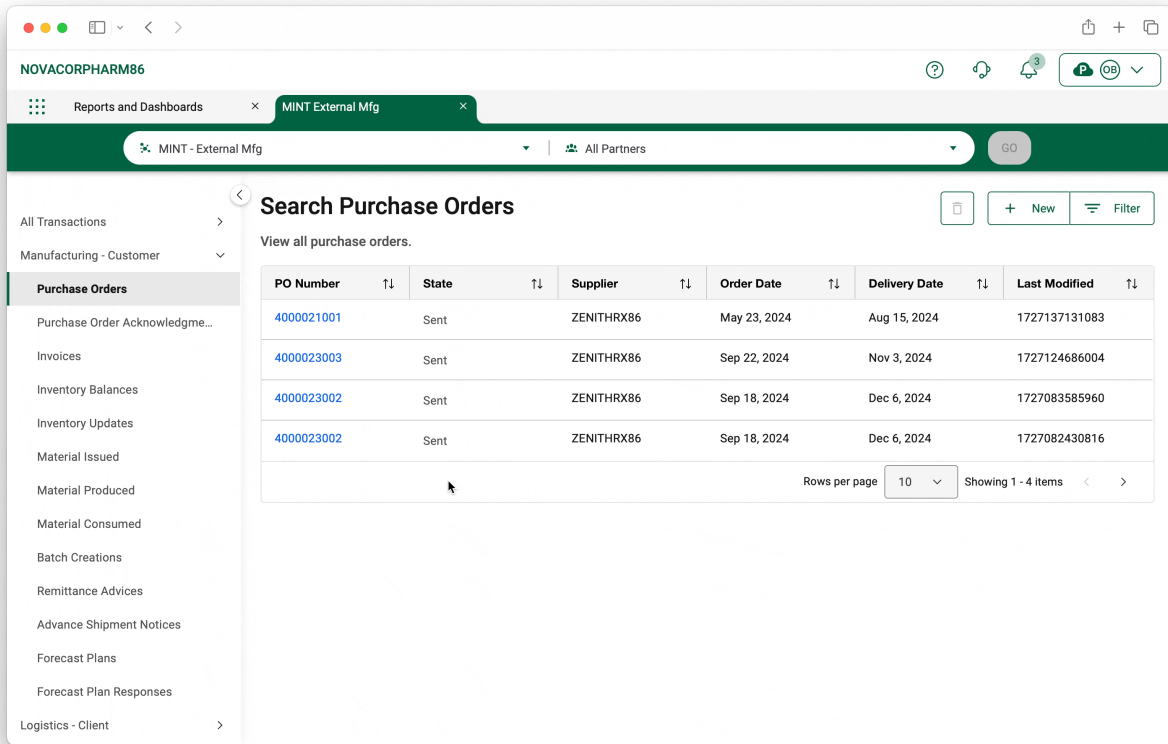
See how a Network tab (including the network composer) opens from the "My Networks" selection in the Main Menu.



Watch as the Opus Solution Environment (OSE) opens, featuring the Enterprise tab.

Improved Layout

The next-generation experience also includes a more efficient layout, featuring a right-hand push panel that ensures awareness of key information without the intrusion of an overlay.



Watch the filter panel open and the content on the left adjust dynamically.

Blending Proven Design Patterns with Next-Generation Innovation

The next-generation Opus experience harmonizes the familiarity of proven and familiar UX patterns with groundbreaking innovations unique to our network, all seamlessly brought together in the new Opus Ensemble experience. This confluence of tried-and-true expertise and pioneering paradigms empowers our users to compose and orchestrate solutions with unprecedented ease and agility, setting a new standard for multienterprise collaboration and digital transformation.



Bob Sturim, Chief Technology Officer

We took the feedback from our customer base on our generation one interface when rolling out Ensemble... our goal was to make improvements that enable customers to communicate, collaborate, and enhance the connectivity of their Opus applications.

Watch Bob Sturim guide you through the Opus Ensemble experience and key features.

TraceLink University

Related Content



Get Started Designing on the Opus Platform With Opus Anthem

Anthem is TraceLink's Design System that establishes consistent design conventions across the Opus Platform, allowing designers to quickly create solutions that meet various business and user needs.

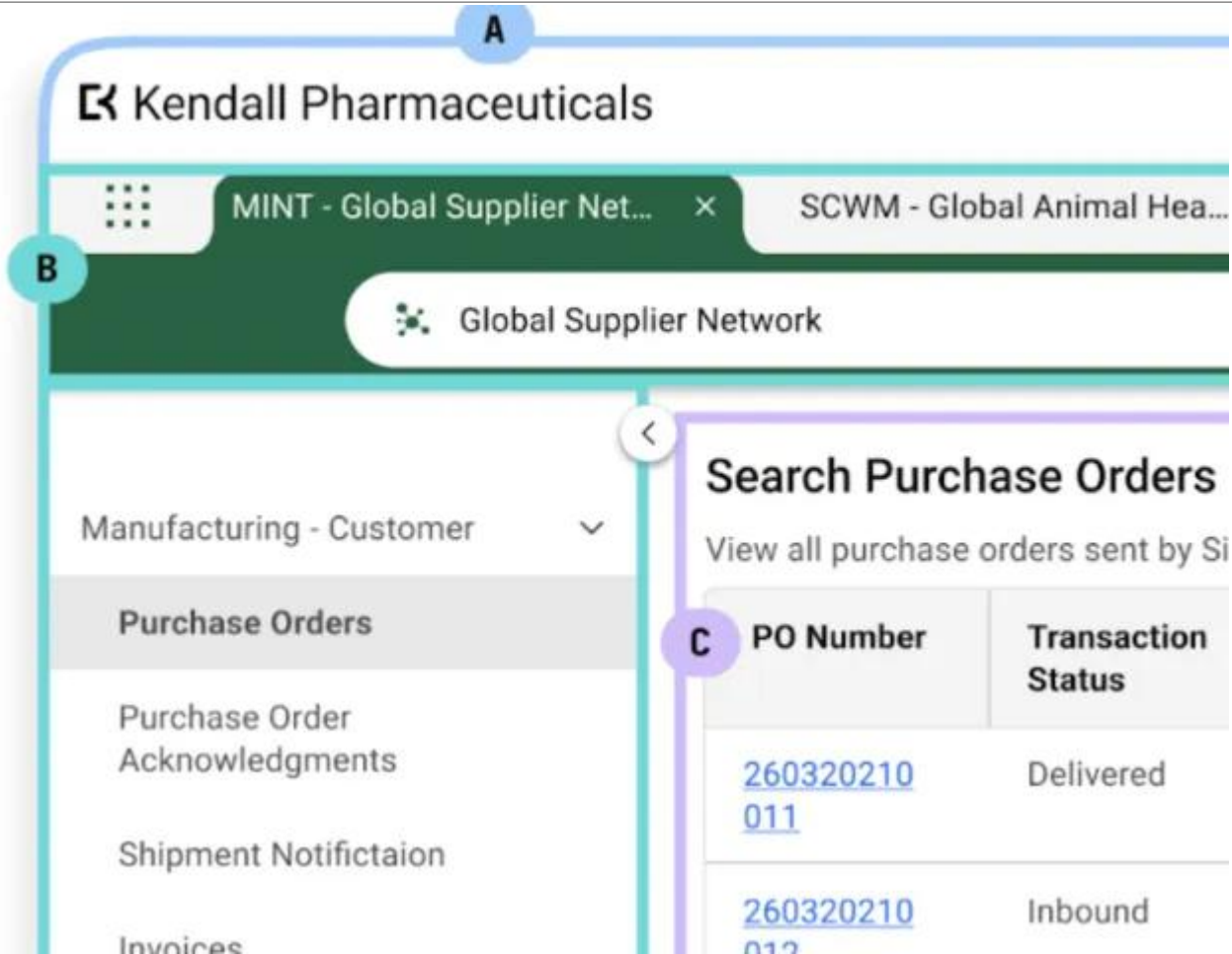
[View More](#)



Define and Design Your Opus Solution With the Triple Diamond Design Process

OSE simplifies the creation of business objects, workflows, and menus, but the Triple Diamond Design Process ensures that your solutions are aligned with user and business needs, preventing misalignment and ensuring relevance.

[View More](#)



Opus Ensemble Patterns

Enabling Opus Solution Designers to understand Ensemble patterns, which includes luser context, settings, and browser-style navigation for streamlined access.

View More


The screenshot shows the Kendall Pharmaceuticals Global Supplier Network interface. At the top, there are browser tabs for 'MINT - Global Supplier Net...' and 'SCWM - Global Animal Hea...', along with a 'Settings' link. The main header displays 'Global Supplier Network' and a user profile icon. A left-hand navigation menu is visible, with 'Purchase Orders' highlighted in a grey box and circled in orange. A blue line connects this menu item to the first row of a table. The table, titled 'Search Purchase Orders', lists purchase orders sent by Silva Pharmacy. The table has three columns: 'PO Number', 'Transaction Status', and 'St'. The first row shows PO Number 260320210011 with a status of 'Delivered'. Other rows include PO numbers 260320210012 (Inbound), 260320210017 (Delivered), 260320210024 (Inbound), 260320210057 (Delivered), and 260320210089 (Delivered).

PO Number	Transaction Status	St
260320210011	Delivered	Al
260320210012	Inbound	GI
260320210017	Delivered	Al
260320210024	Inbound	Al
260320210057	Delivered	GI
260320210089	Delivered	Al

Understanding Page Types within the Opus Solution Environment (OSE)

Page types enable Solution Designers to efficiently create user-friendly pages using a drag-and-drop interface, allowing them to organize information for optimal usability.

View More



Define and Design Workflows

This guidance outlines essential practices for designing effective workflows that enhance efficiency and flexibility in business processes, focusing on primary objects to help Opus Solution Designers create impactful solutions.

[View More](#)



Design Considerations With Roles and Policies

User access in a solution is managed through permissions, roles, and policies: permissions define specific actions, roles group these permissions for streamlined access, and policies enforce the logic that determines what users can do, ensuring data protection and security compliance.

[View More](#)