



## TRACELINK UNIVERSITY

**Home**


**Resources**

**TraceLink University**

# Navigate to a classic Track & Trace Services (TTS) app

## Company Administration

All administration for classic TTS apps must be done within the classic user experience.

1. If you have access to multiple companies, make sure you have the correct company selected in the TraceLink Account menu.
2. Select the Main Menu  icon.
3. Select Administration in the main menu.
4. Select Company Administration (Classic).
5. Select a function from the Company Administration landing page.


Begin working in the Company Administration UI, which displays in the content area below the header.

## Management

All administration for classic TTS apps must be done within the classic user experience.

1. If you have access to multiple companies, make sure you have the correct


company selected in the TraceLink Account menu.

2. Select the Main Menu icon .
3. Select Administration in the main menu.
4. Select Management (Classic).
5. Select a function from the Management landing page.

Begin working in the Management UI, which displays in the content area below the header.

## **Master Data**

Master data functionality is available with the rest of the TTS administration tasks.

1. If you have access to multiple companies, make sure you have the correct company selected in the TraceLink Account menu.
2. Select the Main Menu  icon.
3. Select Administration in the main menu.
4. Select Master Data.
5. Select a function from the Master Data landing page.

Begin working in the Master Data UI, which displays in the content area below the header.

## **Related Content**



### **Introduction to Opus Ensemble**

The Opus Ensemble solution provides a global user experience that seamlessly delivers

personalized settings, navigation, and company-specific context, providing instant access to essential tools and notifications through an intuitive, browser-like interface.

**View More**



### **The Opus Platform's Metadata-Driven, No-Code Solutions**

Opus Solution Designers can create solutions on the Opus Platform without being data modelers or developers, but understanding core modeling constructs and the benefits of the Opus approach is beneficial before using the Opus Solution Environment (OSE).

**View More**



### **Navigate to an Opus network or app**

A network allows companies to manage a business ecosystem that includes all of the linked Partners and internal locations necessary to meet specific business goals within an Opus app.

**View More**



### **Quick reference for network and app names**

The networks in the network composer and the apps in the main menu display in alphabetical

order.

**[View More](#)**



### **Opus Platform FAQs**

This topic answers some frequently asked questions about the Opus Platform.

**[View More](#)**



### **Troubleshoot a problem in the Opus Platform**

This topic answers some common troubleshooting scenarios.

**[View More](#)**